

SYM JUMBO WT

Patent no.
7015077



Wastewater
Treatment

Fulfilling
Product
from Japan

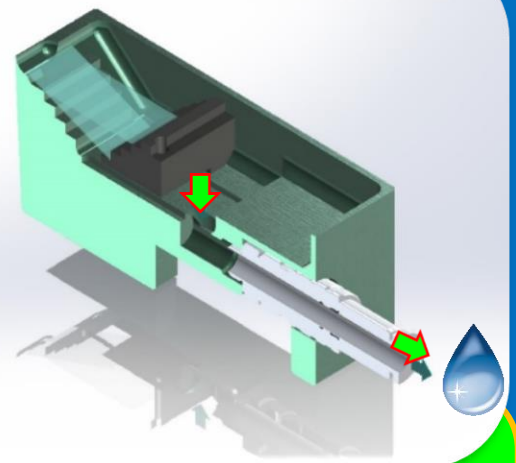
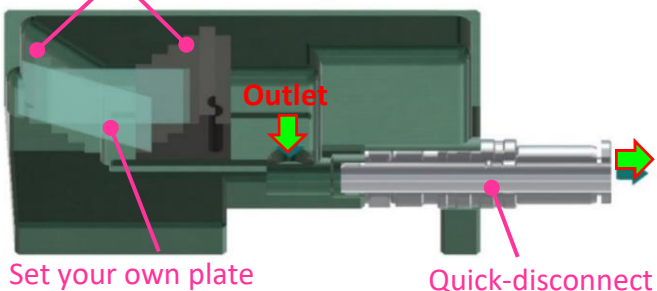


(much better than)

Signature

1. Available to set on your existing ultra-microtome
2. Lead to achievement of advanced serial section
3. Highly cost-effective knife

Steps: arrange palate's angle as you like



Function

- A. Handy drain adjustment mechanism
- B. Mountable your own plate(s) *any Length x Width x Thickness
- C. Adjustable pickup angle whatever floats your boat

	Plate angle	Drain system	Cost	Collection	w/ Existing unit
SYNTEK JUMBO WT	Very Good : ◎	Good : ○	Very Good : ◎	Very Good : ◎	Very Good : ◎
Leica ARTOS 3D	OK : ○	Very Good : ◎	No Good : ×	Very Good : ◎	No Good : ×
DIATOME Ultra ATS	No Good : ×	OK : △	OK : △	No Good : ×	Very Good : ◎


*Which one is the most suitable for you?

How useful & comfort JUMBO WT is ?

It's much nicer than you expected!



① Set a drain hose into a body. It is very simple and easy feature. Just push and insert a nozzle.



② Set it on your ultra-microtome. It is a same way as other knives. It may better to set jig(black one) for supporting your mount.



③ Put a prepared slide(mount), glass slide, silicon wafer, or so. *You can set your own plate!



④ Pour water up to half on a boat. *This is a preparation for releasing the air in a hose.



⑤ Unwater and remove all air.




⑥ Fill up another water for your sectioning position.



⑦ Start sectioning as per normal.



⑧ When you finished sectioning, begin discharging water. *Turn a wheel little by little.



⑨ You see water level is getting lower gradually after the water is out.



⑩ Once you turn a wheel strong, pumping out speed will be fast. *Up to you to control the drain.



⑪ Draining is done.



⑫ Remove the nozzle by 1 push. It is a real quick-release unit.